



# **Influenza Vaccination Coverage Report for Healthcare Workers in Utah Hospitals 2013-2014**

**Utah Department of Health  
Division of Disease Control and Prevention  
Bureau of Epidemiology**

Prepared by

Rebecca L. Ward  
Bureau of Epidemiology  
Utah Department of Health

Special thanks to the following individuals for their subject matter expertise, data resources, data analysis, editing and consultations.

Utah Department of Health

Bureau of Epidemiology  
Allyn Nakashima

Healthcare-Associated Infections Prevention Program  
Felicia Alvarez  
Jordan Pyper  
Louise Eutropius  
Sherry Varley

Center for Health Data  
Wu Xu

Office of Public Health Assessment  
Kim Neerings

Office of Public Information and Marketing  
Charla Haley

Utah Hospitals

Chief Executive Officers  
Infection Preventionists  
Chief Medical Officers  
Chief Nursing Officers  
Quality Improvement Directors

Suggested Citation: Utah Department of Health. *Influenza Vaccination Coverage Report for Healthcare Workers in Utah Hospitals*. Salt Lake City, UT: Utah Department of Health; May 2014. [http://health.utah.gov/epi/HAI/documents/2013-2014\\_HCW\\_Influenza\\_Report.pdf](http://health.utah.gov/epi/HAI/documents/2013-2014_HCW_Influenza_Report.pdf)

## Table of Contents

Introduction .....	iii
Background .....	iv
Report Overview .....	iv
Conclusion.....	v
 Influenza Vaccination Coverage Rates for Healthcare Workers in Licensed Hospitals by Public Health District, 2013-2014 Influenza Season	
Bear River .....	1
Central.....	2
Davis .....	3
Salt Lake County.....	4
Southeastern Utah .....	6
Southwest Utah .....	7
Summit.....	8
Tooele .....	9
Tri-County.....	10
Utah County .....	11
Wasatch.....	12
Weber-Morgan .....	13
Appendix A: Definitions .....	14
References .....	15

## Introduction

Influenza is a contagious respiratory illness caused by [influenza viruses](#). It can cause mild to severe illness and can result in hospitalization or death. Some people, such as older people, young children, and people with [certain health conditions](#), are at high risk for serious influenza complications. The best way to prevent influenza is by getting vaccinated each year.

Influenza is also one of the leading causes of employee absences, causing millions of lost workdays and lost wages. Some estimates suggest that 10 to 12 percent of all employee absences are due to employees contracting the influenza virus. Each infected employee might miss up to six days of work and need up to two weeks to make a full recovery. Additional considerations include costs related to lowered productivity when ill employees are at work, slowed projects, or wages and training needed for temporary workers. Many employees also miss work to care for ill family members. The more children get sick, the greater the likelihood that employees will miss work or unknowingly become a carrier of the virus, spreading it at the workplace. The end result is that seasonal influenza is a costly disease to patients, employers, and society in terms of direct and indirect medical costs and lost productivity.<sup>1</sup>

Healthcare workers (HCWs) are especially at risk for exposure to influenza because they work directly with patients or handle material that could spread infection. Annual influenza vaccination for HCWs is recommended by several organizations, such as the Centers for Disease Control and Prevention (CDC), Infectious Disease Society of America (ISDA), American Academy of Pediatrics (AAP), American Hospital Association (AHA), and the Association for Professionals in Infection Control and Epidemiology (APIC), to reduce the likelihood they will get or spread influenza. Many of these same organizations support *mandatory* influenza vaccination policies for HCWs. HCWs can protect themselves, their patients, and family members by getting vaccinated. Vaccination of HCWs can specifically benefit patients who cannot receive vaccination (i.e., infants aged <6 months or those with severe allergic reactions to prior influenza vaccination), patients who respond poorly to vaccination (i.e., persons aged >85 years and immune-compromised persons), and persons for whom antiviral treatment is not available (i.e., persons with medical contraindications).<sup>2</sup>

The Advisory Committee on Immunization Practices (ACIP) and the Utah Department of Health (UDOH) strongly support the recommendation for annual influenza immunization of HCWs to reduce rates of healthcare-associated infections (HAIs). The ACIP also recommends that measures be taken to increase HCW immunization rates, and that those rates be used as a measure of the quality of a patient safety program.

## Background

In November of 2007, the UDOH adopted a Healthcare-Associated Infections reporting rule (Rule-386-705, Epidemiology, Healthcare-Associated Infection). This rule requires that hospitals report HCW influenza vaccination rates. In April 2011, the Utah Healthcare Infection Prevention Governance Committee\*(UHIP GC) recommended that all healthcare delivery facilities in Utah implement a policy of compulsory\*\* annual influenza vaccination for all healthcare personnel, unless an organization has achieved a vaccination rate greater than 95 percent by other means.

## Report Overview

This report was developed by the UDOH in collaboration with the UHIP GC. The information in this report is collected from annual data reported by all licensed hospitals on the number of HCWs that were vaccinated for seasonal influenza.<sup>3, 4</sup> Hospital and state-specific influenza vaccination rates were determined by collecting data on the number of HCWs at each licensed hospital in Utah and the number of HCWs who were vaccinated for seasonal influenza. Vaccination rates were calculated by dividing the number of HCWs vaccinated by the total number of HCWs.

During the 2013-2014 influenza season, 100 percent of licensed hospitals reported HCW influenza vaccination rates. Influenza vaccination rates for HCWs in Utah licensed hospitals have increased consistently from 75.5 percent for the 2008-2009 influenza season to 96.2 percent for the 2013-2014 influenza season (Figure 1). Overall, vaccination coverage for HCWs across reporting licensed hospitals ranged from 48.1 percent to 100 percent (Table 1). The average influenza vaccination rates for HCWs among licensed hospitals in Utah's 12 public health districts ranged from 82.4 percent to 99 percent (Tables/Figures 2-13). These data are complete at the time of report generation.

The UDOH does not *require* Utah hospitals to have compulsory influenza vaccination policies for HCWs; however, some Utah healthcare facilities have such policies in place. All (100 percent) of Utah hospitals with compulsory HCW influenza vaccination policies reported vaccination rates of 90 percent or greater for the 2013-2014 influenza season. Five (31.3 percent) Utah hospitals *without* compulsory HCW influenza vaccination policies also reported vaccination rates of 90 percent or greater for the 2013-2014 influenza season. Forty-six (74.2 percent) Utah hospitals had a compulsory HCW influenza vaccination policy; nine (14.5 percent) Utah hospitals had no compulsory HCW influenza vaccination policy; and seven (11.3 percent) Utah hospitals were identified as unknown. Since last year's report, six new facilities have implemented compulsory vaccination policies.

\*The Utah Healthcare Infection Prevention Governance Committee is a multi-disciplinary panel of state leaders in patient safety, infectious diseases, and infection control. Membership is comprised from a broad base of care delivery groups across the state and organized under and staffed by the Utah Department of Health.

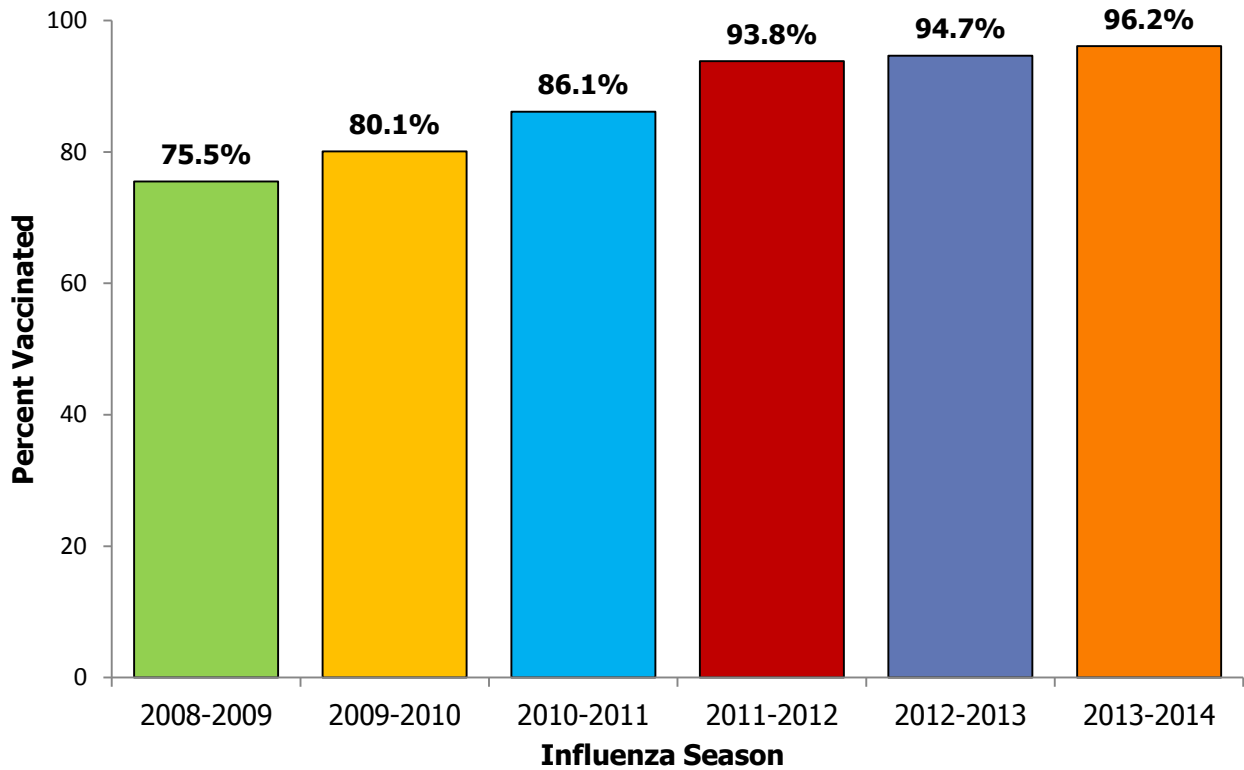
\*\*Employer requirement for influenza vaccination.

## Conclusion

Utah Administrative Code R386-705 was created with the intent of releasing data, such as healthcare worker influenza vaccination rates by facility, to the public. The UDOH and the UHIP GC agree that publicly releasing these data is important in creating transparency for healthcare quality in Utah.

Influenza vaccination of healthcare personnel is a critical patient safety practice that should be required in all healthcare facilities. Clinical evidence clearly shows that HCW influenza vaccination reduces patient infections and death. Healthcare facilities that have adopted such policies have shown dramatic improvements in HCW vaccination rates.<sup>5</sup> The UDOH and the UHIP GC continue to support the opinion that patients should reasonably be able to expect they will not contract potentially life-threatening illnesses, such as influenza, from their healthcare providers while being treated for other conditions.

**Figure 1. Influenza vaccination coverage rates for healthcare workers in licensed hospitals by influenza season, Utah, 2008-2014\***



Source: NHSN and UDOH data.

**\*NOTE:** In previous reports, influenza vaccination coverage rates for healthcare workers in licensed hospitals from 2008-2009 through 2011-2012 were reported as an average vaccination percentage across all Utah hospitals, rather than as an overall state percentage. This graph reflects the adjusted percentages with influenza seasons from 2008-2009 through 2013-2014 reported as an overall state percentage.

**Table 1. Influenza vaccination coverage for healthcare workers in licensed hospitals\* by facility type, Utah, 2013-2014 influenza season**

	<b>Number of hospitals</b>	<b>Average vaccination percentage of HCWs</b>	<b>Range of vaccination percentages</b>
Acute care hospitals	33	98.1%	82.4% - 100%
Children’s hospitals	2	99.2%	99.1% - 99.7%
Critical access hospitals	11	95.6%	57.1% - 100%
Government hospitals	1	66.6%	66.6% - 66.6%
Long-term acute care hospitals	4	95.1%	88.4% - 100%
Psychiatric hospitals	10	91.5%	48.1% - 99.6%
Rehabilitation hospitals	1	93.5%	93.5% - 93.5%

Source: UDOH data.

\*Utah licensed hospitals include: acute care, long-term acute care, critical access, rehabilitation, psychiatric, children’s and government hospitals.



**Table 2. Influenza vaccination coverage rates for healthcare workers in licensed hospitals by public health district, Bear River, 2013-2014 influenza season**

<b>Bear River Health District*</b>			
	<b>Number of HCWs<sup>1</sup></b>	<b>Number of vaccinated HCWs<sup>2</sup></b>	<b>Influenza vaccination percentage<sup>3</sup></b>
<b>State of Utah coverage</b>	<b>48,285</b>	<b>46,438</b>	<b>96.2%</b>
<b>Licensed hospitals**</b>	<b>1,836</b>	<b>1,808</b>	<b>98.5%</b>
Bear River Valley Hospital	138	136	98.6%
Brigham City Community Hospital	176	170	96.6%
Cache Valley Specialty Hospital	360	351	97.5%
Logan Regional Medical Center	1,162	1,151	99.1%

Source: NHSN and UDOH data.

\*Box Elder, Cache and Rich Counties

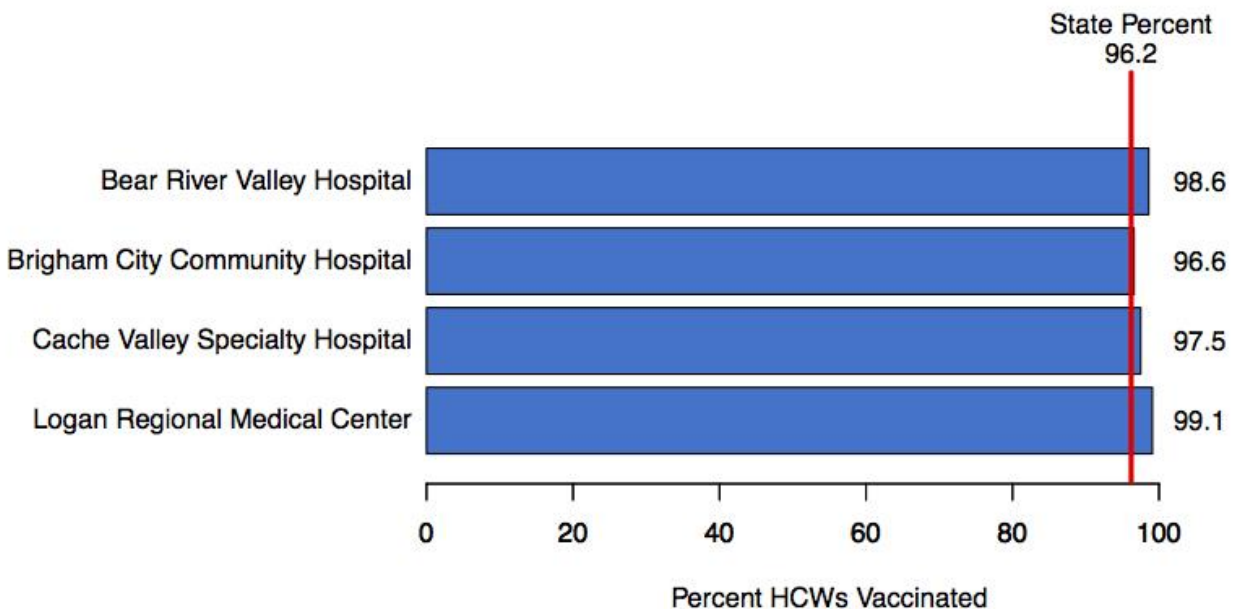
\*\*Utah licensed hospitals include: acute care, long-term acute care, critical access, rehabilitation, psychiatric, children's and government hospitals.

<sup>1</sup>Total number of healthcare workers employed in the licensed hospital.

<sup>2</sup>Total number of healthcare workers employed in the licensed hospital who received the influenza vaccine during the 2013-2014 influenza season.

<sup>3</sup>Vaccination coverage levels of healthcare workers who received influenza vaccine during 2013-2014 influenza season.

**Figure 2. Influenza vaccination rates for healthcare workers by licensed hospital, Bear River Health District, 2013-2014 influenza season**



**Table 3. Influenza vaccination coverage rates for healthcare workers in licensed hospitals by public health district, Central Utah, 2013-2014 influenza season**

<b>Central Utah Health District*</b>			
	<b>Number of HCWs<sup>1</sup></b>	<b>Number of vaccinated HCWs<sup>2</sup></b>	<b>Influenza vaccination percentage<sup>3</sup></b>
<b>State of Utah coverage</b>	<b>48,285</b>	<b>46,438</b>	<b>96.2%</b>
<b>Licensed hospitals**</b>	<b>895</b>	<b>886</b>	<b>99.0%</b>
Central Valley Medical Center	271	269	99.3%
Delta Community Medical Center	68	67	98.5%
Fillmore Community Medical Center	65	65	100%
Gunnison Valley Hospital	198	196	99.0%
Sanpete Valley Medical Center	120	117	97.5%
Sevier Valley Medical Center	173	172	99.4%

Source: NHSN and UDOH data.

\*Juab, Millard, Sanpete, Sevier, Piute, and Wayne Counties

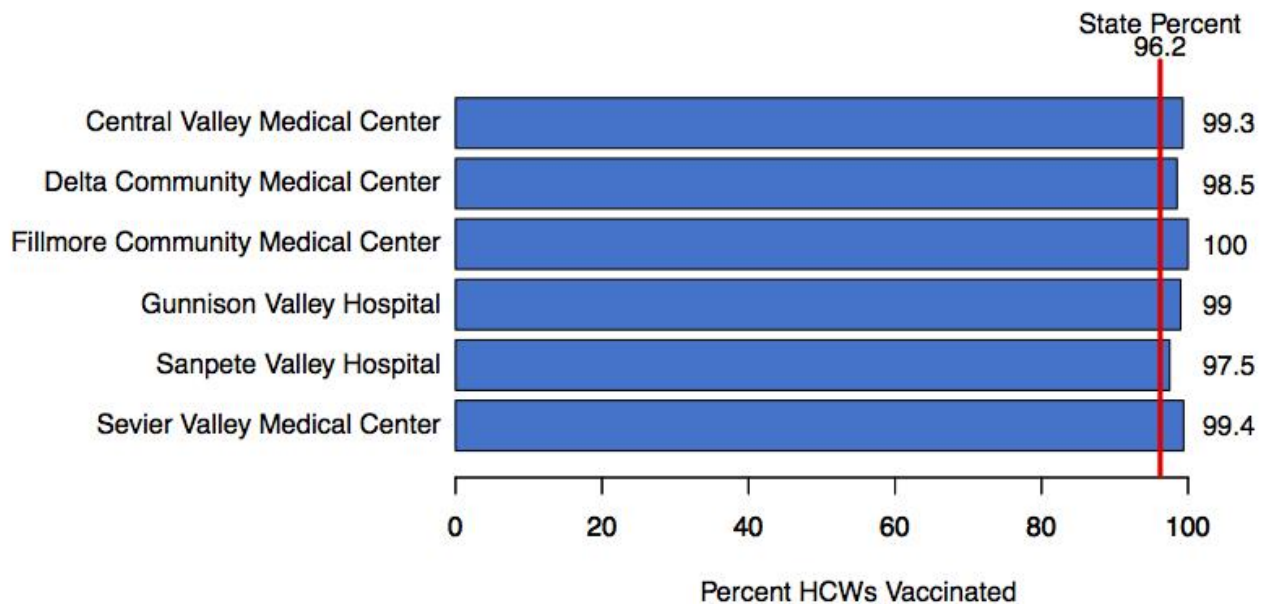
\*\*Utah licensed hospitals include: acute care, long-term acute care, critical access, rehabilitation, psychiatric, children's and government hospitals.

<sup>1</sup>Total number of healthcare workers employed in the licensed hospital.

<sup>2</sup>Total number of healthcare workers employed in the licensed hospital who received the influenza vaccine during the 2013-2014 influenza season.

<sup>3</sup>Vaccination coverage levels of healthcare workers who received influenza vaccine during 2013-2014 influenza season.

**Figure 3. Influenza vaccination rates for healthcare workers by licensed hospital, Central Utah Health District, 2013-2014 influenza season**



**Table 4. Influenza vaccination coverage rates for healthcare workers in licensed hospitals by public health district, Davis County, 2013-2014 influenza season**

<b>Davis County Health District*</b>			
	<b>Number of HCWs<sup>1</sup></b>	<b>Number of vaccinated HCWs<sup>2</sup></b>	<b>Influenza vaccination percentage<sup>3</sup></b>
<b>State of Utah coverage</b>	<b>48,285</b>	<b>46,438</b>	<b>96.2%</b>
<b>Licensed hospitals**</b>	<b>1,622</b>	<b>1,566</b>	<b>96.5%</b>
Aspen Institute for Behavioral Assessment	24	16	66.7%
Benchmark Behavioral Health Systems	147	127	86.4%
Davis Hospital and Medical Center	847	831	98.1%
Lakeview Hospital	559	547	97.9%
South Davis Community Hospital	45	45	100%

Source: NHSN and UDOH data.

\*Davis County

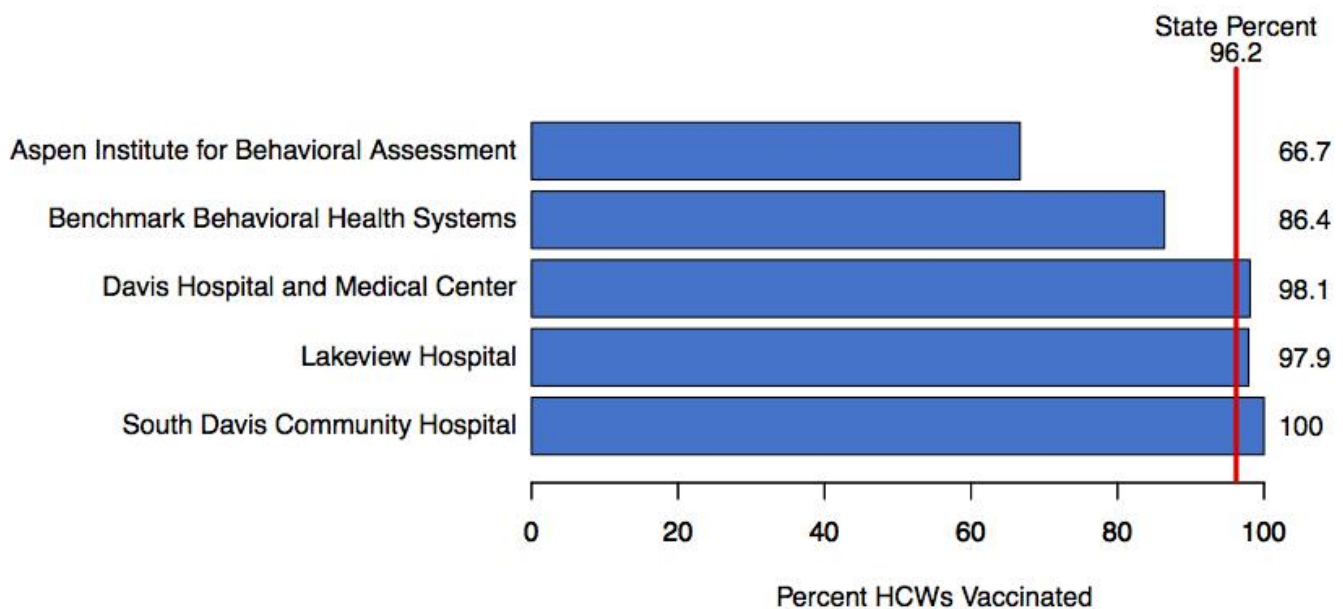
\*\*Utah licensed hospitals include: acute care, long-term acute care, critical access, rehabilitation, psychiatric, children's and government hospitals.

<sup>1</sup>Total number of healthcare workers employed in the licensed hospital.

<sup>2</sup>Total number of healthcare workers employed in the licensed hospital who received the influenza vaccine during the 2013-2014 influenza season.

<sup>3</sup>Vaccination coverage levels of healthcare workers who received influenza vaccine during 2013-2014 influenza season.

**Figure 4. Influenza vaccination rates for healthcare workers by licensed hospital, Davis County Health District, 2013-2014 influenza season**



**Table 5. Influenza vaccination coverage rates for healthcare workers in licensed hospitals by public health district, Salt Lake County, 2013-2014 influenza season**

<b>Salt Lake County Health District*</b>			
	<b>Number of HCWs<sup>1</sup></b>	<b>Number of vaccinated HCWs<sup>2</sup></b>	<b>Influenza vaccination percentage<sup>3</sup></b>
<b>State of Utah coverage</b>	<b>48,285</b>	<b>46,438</b>	<b>96.2%</b>
<b>Licensed hospitals**</b>	<b>27,617</b>	<b>26,364</b>	<b>95.5%</b>
Alta View Hospital	573	566	98.8%
HealthSouth Rehabilitation/Specialty Hospital of Utah	168	157	93.5%
Highland Ridge Hospital	108	52	48.1%
Intermountain Medical Center	4,846	4,805	99.2%
Jordan Valley Medical Center <sup>+</sup>	1,180	1,119	94.8%
Landmark Hospital of Salt Lake	59	59	100%
LDS Hospital	1,539	1,527	99.2%
Lone Peak Hospital	158	155	98.1%
Marian Center	36	28	77.8%
Primary Children's Medical Center	3,269	3,241	99.1%
Promise Hospital of Salt Lake	198	198	100%
Riverton Hospital	606	601	99.2%
Salt Lake Behavioral Health	197	135	68.5%
Salt Lake Regional Medical Center	946	933	98.6%
Shriners Hospital for Children	303	302	99.7%
Silverado Senior Living - Aspen Park	179	163	91.1%
St. Mark's Hospital	1,480	1,413	95.5%
The Orthopedic Specialty Hospital (TOSH)	449	446	99.3%
University Hospital <sup>++</sup>	8,249	8,188	99.3%
University Neuropsychiatric Institute	692	689	99.6%
Veterans Affairs Medical Center	2,382	1,587	66.6%

Source: NHSN and UDOH data.

\*Salt Lake County

\*\*Utah licensed hospitals include: acute care, long-term acute care, critical access, rehabilitation, psychiatric, children's and government hospitals.

<sup>+</sup>Includes Pioneer Valley Hospital

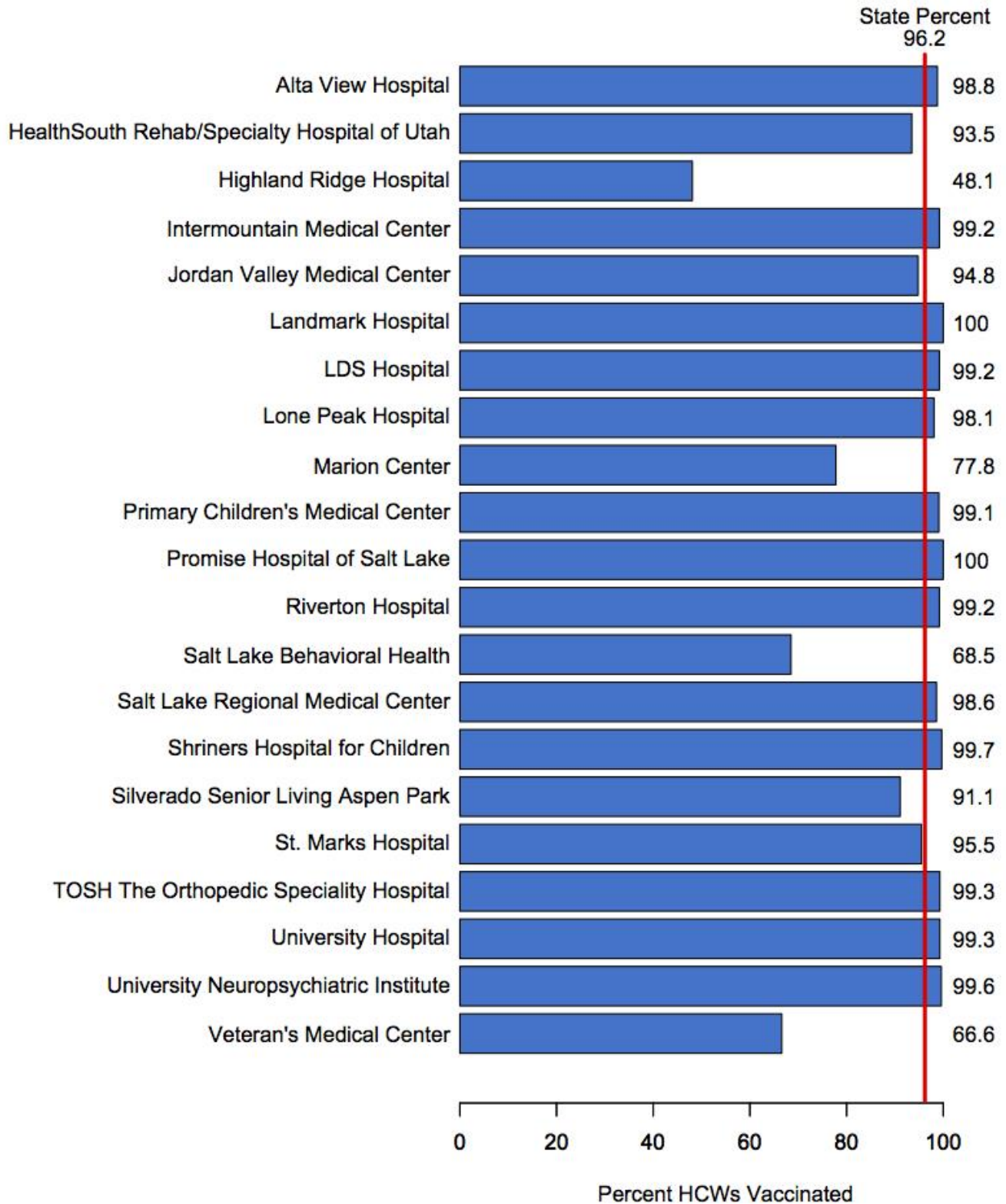
<sup>++</sup>Includes Huntsman Cancer Hospital

<sup>1</sup>Total number of healthcare workers employed in the licensed hospital.

<sup>2</sup>Total number of healthcare workers employed in the licensed hospital who received the influenza vaccine during the 2013-2014 influenza season.

<sup>3</sup>Vaccination coverage levels of healthcare workers who received influenza vaccine during 2013-2014 influenza season.

**Figure 5. Influenza vaccination rates for healthcare workers by licensed hospital, Salt Lake County Health District, 2013-2014 influenza season**



**Table 6. Influenza vaccination coverage rates for healthcare workers in licensed hospitals by public health district, Southeastern Utah, 2013-2014 influenza season**

<b>Southeastern Utah Health District*</b>			
	<b>Number of HCWs<sup>1</sup></b>	<b>Number of vaccinated HCWs<sup>2</sup></b>	<b>Influenza vaccination percentage<sup>3</sup></b>
<b>State of Utah coverage</b>	<b>48,285</b>	<b>46,438</b>	<b>96.2%</b>
<b>Licensed hospitals**</b>	<b>697</b>	<b>675</b>	<b>96.8%</b>
Blue Mountain Hospital	82	81	98.8%
Castleview Hospital	360	357	99.2%
Moab Regional Hospital	152	145	95.4%
San Juan Hospital	103	92	89.3%

Source: NHSN and UDOH data.

\*Carbon, Emery, Grand, and San Juan Counties

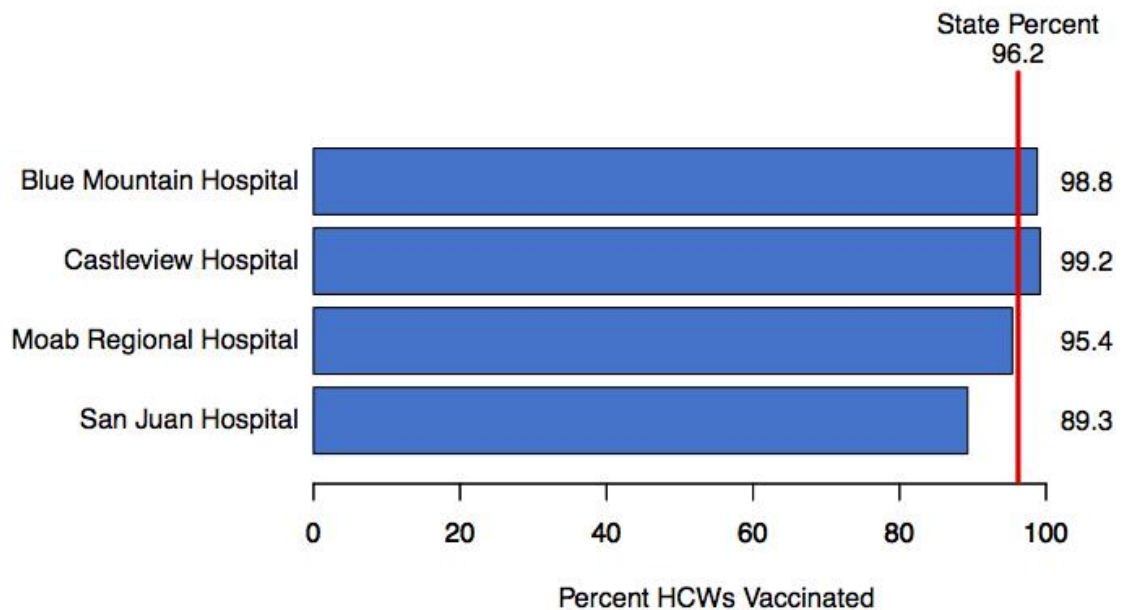
\*\*Utah licensed hospitals include: acute care, long-term acute care, critical access, rehabilitation, psychiatric, children's and government hospitals.

<sup>1</sup>Total number of healthcare workers employed in the licensed hospital.

<sup>2</sup>Total number of healthcare workers employed in the licensed hospital who received the influenza vaccine during the 2013-2014 influenza season.

<sup>3</sup>Vaccination coverage levels of healthcare workers who received influenza vaccine during 2013-2014 influenza season.

**Figure 6. Influenza vaccination rates for healthcare workers by licensed hospital, Southeastern Utah Health District, 2013-2014 influenza season**





**Table 7. Influenza vaccination coverage rates for healthcare workers in licensed hospitals by public health district, Southwest Utah, 2013-2014 influenza season**

<b>Southwest Utah Health District*</b>			
	<b>Number of HCWs<sup>1</sup></b>	<b>Number of vaccinated HCWs<sup>2</sup></b>	<b>Influenza vaccination percentage<sup>3</sup></b>
<b>State of Utah coverage</b>	<b>48,285</b>	<b>46,438</b>	<b>96.2%</b>
<b>Licensed hospitals**</b>	<b>3,118</b>	<b>3,047</b>	<b>97.7%</b>
Beaver Valley Hospital	113	105	92.9%
Dixie Regional Medical Center	2,264	2,231	98.5%
Garfield Memorial Hospital	133	133	100%
Kane County Hospital	98	95	96.9%
Milford Valley Healthcare Services	63	36	57.1%
Valley View Medical Center	447	447	100%

Source: NHSN and UDOH data.

\*Beaver, Garfield, Iron, Kane, and Washington Counties

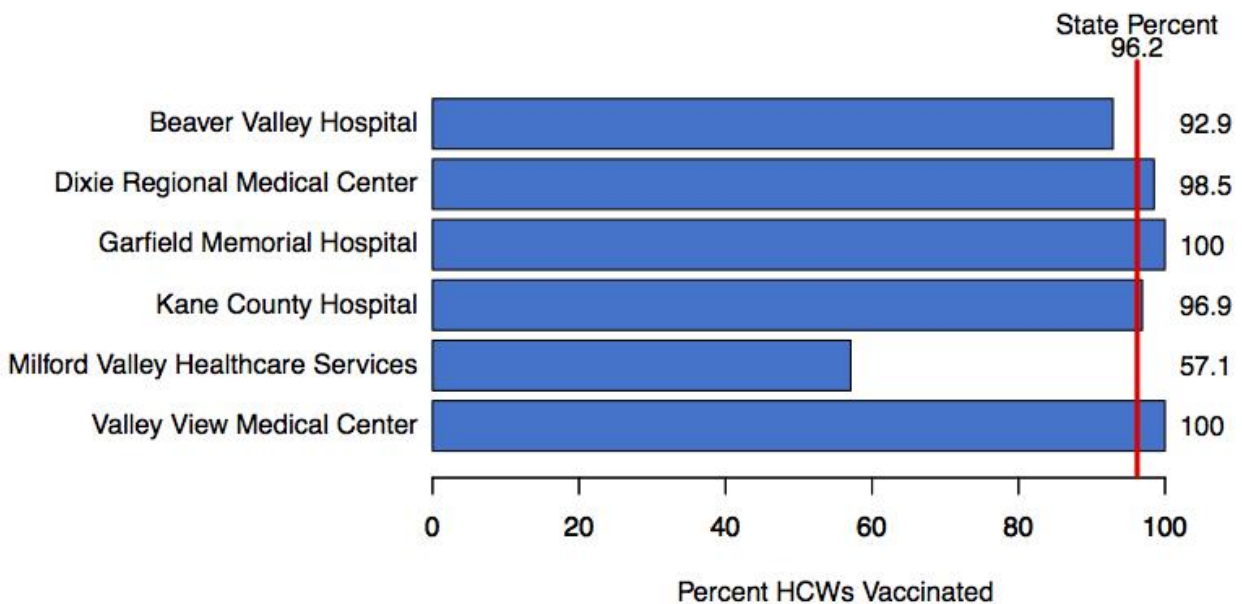
\*\*Utah licensed hospitals include: acute care, long-term acute care, critical access, rehabilitation, psychiatric, children's and government hospitals.

<sup>1</sup>Total number of healthcare workers employed in the licensed hospital.

<sup>2</sup>Total number of healthcare workers employed in the licensed hospital who received the influenza vaccine during the 2013-2014 influenza season.

<sup>3</sup>Vaccination coverage levels of healthcare workers who received influenza vaccine during 2013-2014 influenza season.

**Figure 7. Influenza vaccination rates for healthcare workers by licensed hospital, Southwest Utah Health District, 2013-2014 influenza season**



**Table 8. Influenza vaccination coverage rates for healthcare workers in licensed hospitals by public health district, Summit County, 2013-2014 influenza season**

Summit County Health District*			
	Number of HCWs <sup>1</sup>	Number of vaccinated HCWs <sup>2</sup>	Influenza vaccination percentage <sup>3</sup>
State of Utah coverage	48,285	46,438	96.2%
Licensed hospitals**	400	389	97.3%
Park City Medical Center	400	389	97.3%

Source: NHSN and UDOH data.

\*Summit County

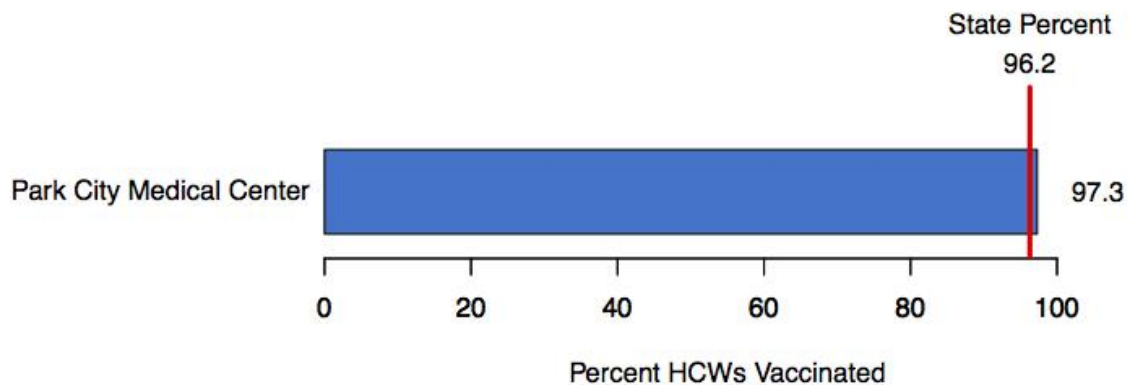
\*\*Utah licensed hospitals include: acute care, long-term acute care, critical access, rehabilitation, psychiatric, children's and government hospitals.

<sup>1</sup>Total number of healthcare workers employed in the licensed hospital.

<sup>2</sup>Total number of healthcare workers employed in the licensed hospital who received the influenza vaccine during the 2013-2014 influenza season.

<sup>3</sup>Vaccination coverage levels of healthcare workers who received influenza vaccine during 2013-2014 influenza season.

**Figure 8. Influenza vaccination rates for healthcare workers by licensed hospital, Summit County Health District, 2013-2014 influenza season**





**Table 9. Influenza vaccination coverage rates for healthcare workers in licensed hospitals by public health district, Tooele County, 2013-2014 influenza season**

<b>Tooele County Health District*</b>			
	<b>Number of HCWs<sup>1</sup></b>	<b>Number of vaccinated HCWs<sup>2</sup></b>	<b>Influenza vaccination percentage<sup>3</sup></b>
<b>State of Utah coverage</b>	<b>48,285</b>	<b>46,438</b>	<b>96.2%</b>
<b>Licensed hospitals**</b>	<b>392</b>	<b>323</b>	<b>82.4%</b>
Mountain West Medical Center	392	323	82.4%

Source: NHSN and UDOH data.

\*Tooele County

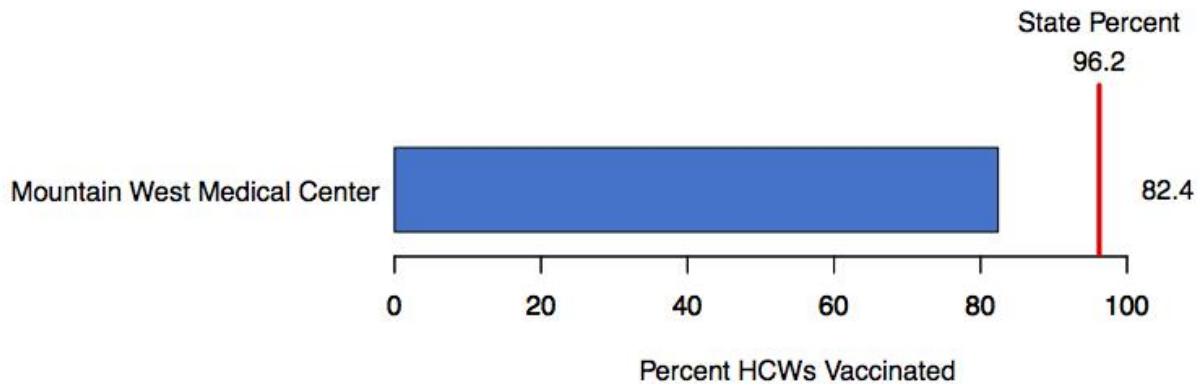
\*\*Utah licensed hospitals include: acute care, long-term acute care, critical access, rehabilitation, psychiatric, children's and government hospitals.

<sup>1</sup>Total number of healthcare workers employed in the licensed hospital.

<sup>2</sup>Total number of healthcare workers employed in the licensed hospital who received the influenza vaccine during the 2013-2014 influenza season.

<sup>3</sup>Vaccination coverage levels of healthcare workers who received influenza vaccine during 2013-2014 influenza season.

**Figure 9. Influenza vaccination rates for healthcare workers by licensed hospital, Tooele County Health District, 2013-2014 influenza season**



**Table 10. Influenza vaccination coverage rates for healthcare workers in licensed hospitals by public health district, Tri-County, 2013-2014 influenza season**

<b>Tri-County Health District*</b>			
	<b>Number of HCWs<sup>1</sup></b>	<b>Number of vaccinated HCWs<sup>2</sup></b>	<b>Influenza vaccination percentage<sup>3</sup></b>
<b>State of Utah coverage</b>	<b>48,285</b>	<b>46,438</b>	<b>96.2%</b>
<b>Licensed hospitals**</b>	<b>1,086</b>	<b>1,056</b>	<b>97.2%</b>
Ashley Regional Medical Center	366	363	99.2%
Uintah Basin Medical Center	720	693	96.2%

Source: NHSN and UDOH data.

\*Daggett, Duchesne, and Uintah Counties

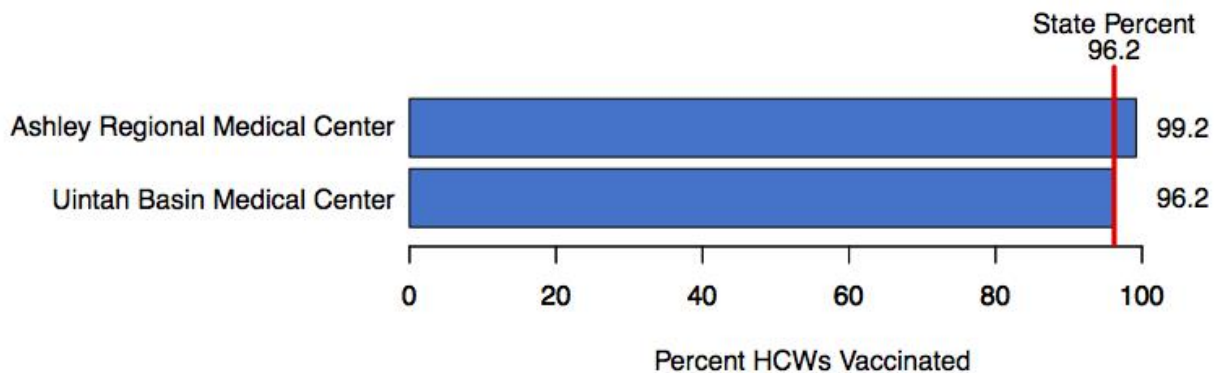
\*\*Utah licensed hospitals include: acute care, long-term acute care, critical access, rehabilitation, psychiatric, children's and government hospitals.

<sup>1</sup>Total number of healthcare workers employed in the licensed hospital.

<sup>2</sup>Total number of healthcare workers employed in the licensed hospital who received the influenza vaccine during the 2013-2014 influenza season.

<sup>3</sup>Vaccination coverage levels of healthcare workers who received influenza vaccine during 2013-2014 influenza season.

**Figure 10. Influenza vaccination rates for healthcare workers by licensed hospital, Tri-County Health District, 2013-2014 influenza season**



**Table 11. Influenza vaccination coverage rates for healthcare workers in licensed hospitals by public health district, Utah County, 2013-2014 influenza season**

Utah County Health District*			
	Number of HCWs <sup>1</sup>	Number of vaccinated HCWs <sup>2</sup>	Influenza vaccination percentage <sup>3</sup>
<b>State of Utah coverage</b>	<b>48,285</b>	<b>46,438</b>	<b>96.2%</b>
<b>Licensed hospitals**</b>	<b>6,577</b>	<b>6,414</b>	<b>97.5%</b>
American Fork Hospital	785	767	97.7%
Center for Change, Inc.	179	158	88.3%
Mountain View Hospital	368	355	96.5%
Orem Community Hospital	216	212	98.1%
Provo Canyon Behavioral Hospital	144	141	97.9%
Timpanogos Regional Hospital	637	617	96.9%
Utah State Hospital	790	775	98.1%
Utah Valley Regional Medical Center	3,234	3,191	98.7%
Utah Valley Specialty Hospital	224	198	88.4%

Source: NHSN and UDOH data.

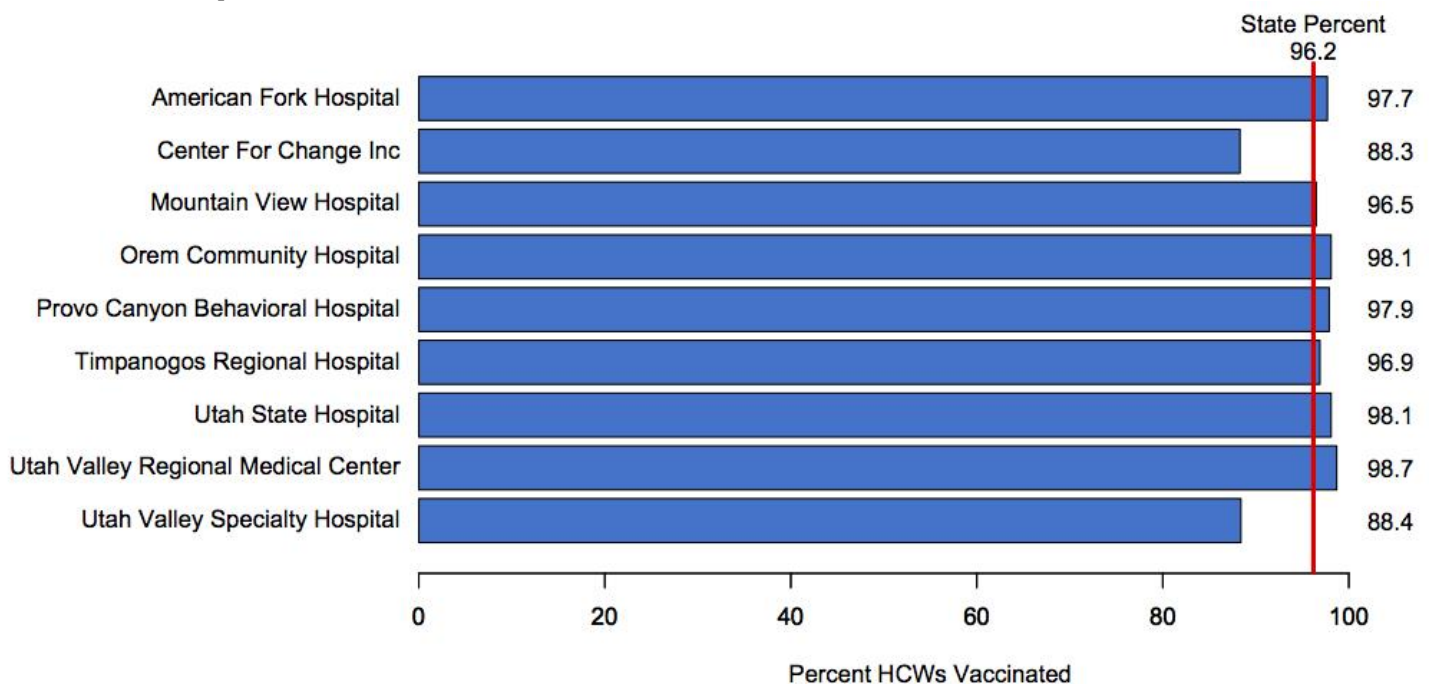
\*Utah County

\*\*Utah licensed hospitals include: acute care, long-term acute care, critical access, rehabilitation, psychiatric, children's and government hospitals.

<sup>1</sup>Total number of healthcare workers employed in the licensed hospital.

<sup>2</sup>Total number of healthcare workers employed in the licensed hospital who received the influenza vaccine during the 2013-2014 influenza season.

<sup>3</sup>Vaccination coverage levels of healthcare workers who received influenza vaccine during 2013-2014 influenza season.

**Figure 11. Influenza vaccination rates for healthcare workers by licensed hospital, Utah County Health District, 2013-2014 influenza season**


**Table 12. Influenza vaccination coverage rates for healthcare workers in licensed hospitals by public health district, Wasatch County, 2013-2014 influenza season**

Wasatch County Health District*			
	Number of HCWs <sup>1</sup>	Number of vaccinated HCWs <sup>2</sup>	Influenza vaccination percentage <sup>3</sup>
State of Utah coverage	48,285	46,438	96.2%
Licensed hospitals**	134	132	98.5%
Heber Valley Medical Center	134	132	98.5%

Source: NHSN and UDOH data.

\*Wasatch County

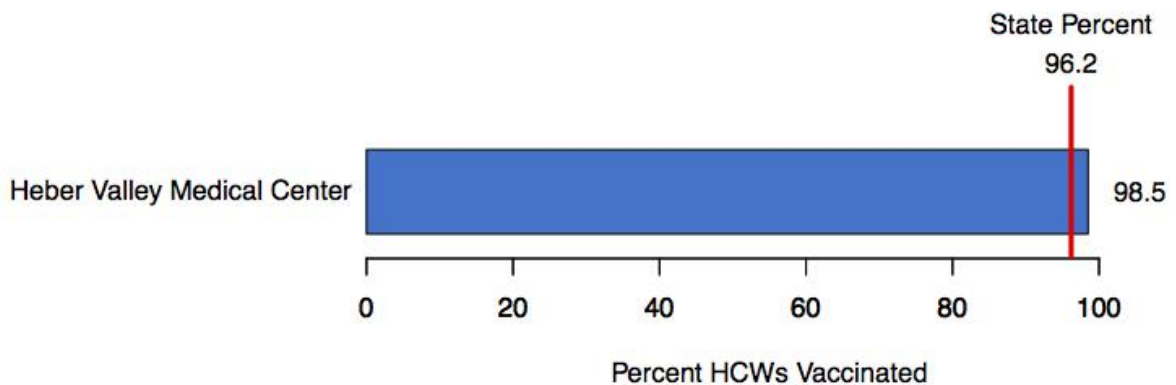
\*\*Utah licensed hospitals include: acute care, long-term acute care, critical access, rehabilitation, psychiatric, children's and government hospitals.

<sup>1</sup>Total number of healthcare workers employed in the licensed hospital.

<sup>2</sup>Total number of healthcare workers employed in the licensed hospital who received the influenza vaccine during the 2013-2014 influenza season.

<sup>3</sup>Vaccination coverage levels of healthcare workers who received influenza vaccine during 2013-2014 influenza season.

**Figure 12. Influenza vaccination rates for healthcare workers by licensed hospital, Wasatch County Health District, 2013-2014 influenza season**



**Table 13. Influenza vaccination coverage rates for healthcare workers in licensed hospitals by public health district, Weber-Morgan, 2013-2014 influenza season**

<b>Weber-Morgan Health District*</b>			
	<b>Number of HCWs<sup>1</sup></b>	<b>Number of vaccinated HCWs<sup>2</sup></b>	<b>Influenza vaccination percentage<sup>3</sup></b>
<b>State of Utah coverage</b>	<b>48,285</b>	<b>46,438</b>	<b>96.2%</b>
<b>Licensed hospitals**</b>	<b>3,843</b>	<b>3,785</b>	<b>98.5%</b>
McKay-Dee Hospital Center	2,964	2,939	99.2%
Ogden Regional Medical Center	879	846	96.2%

Source: NHSN and UDOH data.

\*Weber and Morgan Counties

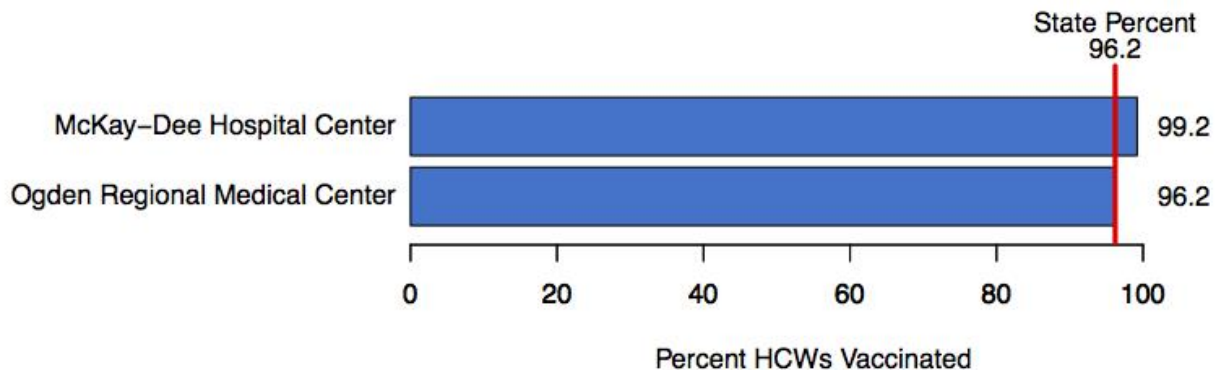
\*\*Utah licensed hospitals include: acute care, long-term acute care, critical access, rehabilitation, psychiatric, children's and government hospitals.

<sup>1</sup>Total number of healthcare workers employed in the licensed hospital.

<sup>2</sup>Total number of healthcare workers employed in the licensed hospital who received the influenza vaccine during the 2013-2014 influenza season.

<sup>3</sup>Vaccination coverage levels of healthcare workers who received influenza vaccine during 2013-2014 influenza season.

**Figure 13. Influenza vaccination rates for healthcare workers by licensed hospital, Weber-Morgan Health District, 2013-2014 influenza season**



---

## Appendix A: Definitions

The following are definitions used in this report.

- 1. The Advisory Committee on Immunization Practices** - A group of medical and public health experts that develops recommendations on how to use vaccines to control diseases in the United States. The recommendations stand as public health advice that will lead to a reduction in the incidence of vaccine preventable diseases and an increase in the safe use of vaccines and related biological products.
- 2. Healthcare worker** - Any person employed by a healthcare facility and who, in the usual course of work, either enters patient rooms or provides direct patient care. Healthcare workers may include personnel such as physicians, nurses, nursing assistants, therapists, technicians, emergency medical service personnel, dental personnel, pharmacists, laboratory personnel, or dietary, housekeeping, and maintenance personnel.
- 3. Healthcare-associated infections** - An infection that develops in a resident who is cared for in any setting where healthcare is delivered (i.e., acute care hospital, skilled nursing facility, dialysis center, etc.) that was not developing or present at the time of admission to that setting.
- 4. Hospital facility types:**
  - Acute care** - A facility that provides diagnostic, therapeutic, and rehabilitative services to both inpatients and outpatients by or under the supervision of physicians.
  - Long-term acute care (LTAC)** - A hospital that provides on-site all basic services required of a general hospital that are needed for the diagnosis, therapy, and treatment offered or required by all patients admitted to the hospital, including pharmacy, laboratory, nursing services, occupational, physical, respiratory and speech therapies, dietary, social services, and specialized diagnosis and therapeutic services.
  - Children's hospitals** - For purposes of this report, a children's hospital refers to Primary Children's Medical Center and Shriners Hospital for Children in Salt Lake City, Utah.
  - Critical access** - A nonprofit, profit or public hospital that is enrolled as a Medicaid provider and qualifies as a Critical Access Hospital under 42, Code of Federal Regulations, Section 485, Subpart F - Conditions of Participation Critical Access Hospitals. Visit [www.CMS.gov](http://www.CMS.gov) for more information.
  - Government** - For purposes of this report, a government hospital refers to the Veterans Affairs Salt Lake City Health Care System in Salt Lake City, Utah.
  - Specialty hospital** - A facility that provides specialized diagnostic, therapeutic, or rehabilitative services in the recognized specialty or specialties for which the hospital is licensed including, but not limited to, psychiatric and rehabilitation hospitals.

## References

1. Curran, P., The Economic Effect of Influenza on Businesses, 2012. *Society for Human Resource Management*. Available at <http://www.shrm.org/hrdisciplines/safetysecurity/articles/Pages/Economic-Effect-Influenza-Businesses.aspx>.
2. CDC. Immunization of health-care personnel: recommendations of the Advisory Committee on Immunization Practices (ACIP). MMWR 2011;60(RR-7). Available at <http://www.cdc.gov/mmwr/preview/mmwrhtml/rr6007a1.htm>.
3. CDC. National Healthcare Safety Network (NHSN). Healthcare personnel influenza vaccination summary, United States, 2013-2014 influenza season. Available at <http://www.cdc.gov/nhsn/index.html>. Accessed February 4, 2014.
4. Utah Facility Online Reporting System (UFORS). Utah Department of Health (UDOH). Accessed February 4, 2014.
5. Talbot, TR, et al., *Infect Control Hosp Epidemiol* 2010; 31(10):987-995.

**Utah Department of Health  
Healthcare-Associated Infections  
Prevention & Reporting Program**  
P.O. Box 142104  
Salt Lake City, UT 84114  
<http://health.utah.gov/epi/HAI>  
PH 801-538-6191 • FAX 801-538-9923

