


Table1. Annual counts of all reportable diseases for 2010 and past 5 years


Disease	2005	2006	2007	2008	2009	2010	5-year average
Amebiasis	13	6	4	11	7	11	8.2
Anthrax	0	0	0	0	0	0	0
Arbovirus infection (not including West Nile, Dengue, or Yellow Fever)	0	0	0	0	0	0	0
Botulism	4	3	2	6	1	1	3.2
Brucellosis	1	0	0	1	0	0	0.4
Campylobacteriosis	302	271	327	372	312	411	317
Chickenpox	573	1015	827	750	548	334	743
Chlamydia	4602	5090	5720	6019	6150	6696	5516
Cholera	0	0	0	0	0	0	0
Coccidioidomycosis	26	59	70	15	40	43	42
Colorado Tick Fever	3	0	3	1	1	0	1.6
Creutzfeldt-Jakob disease	2	1	1	4	2	3	2
Cryptosporidiosis	25	17	1952	46	42	72	416
Cyclosporiasis	0	0	0	0	0	0	0
Dengue	3	6	17	6	2	5	6.8
Diphtheria	0	0	0	0	0	0	0
Echinococcosis	2	1	0	0	0	0	0.6
Ehrlichiosis	0	0	0	0	1	0	0.2
Encephalitis	12	7	5	8	11	11	8.6
Giardiasis	425	456	471	361	319	314	406
Gonorrhea	727	888	821	477	341	310	651
Group A Strep (invasive disease)	69	66	92	59	87	122	74.6
Group B Strep (invasive disease)	35	96	80	88	96	88	79
Group B Strep, early onset disease (<6 days of age)	6	19	17	24	19	8	17
Group B Strep, late onset disease (6-90 days of age)	7	14	13	14	5	10	10.6
Haemophilus influenzae (invasive disease)	13	19	43	41	37	33	30.6
Haemophilus influenzae, type b	2	1	1	2	3	1	1.8
Hantavirus	0	0	0	1	1	1	0.4
Hemolytic Uremic Syndrome, post-diarrheal	1	15	8	9	7	7	8
Hepatitis A	22	13	9	13	7	10	12.8
Hepatitis B, acute	38	26	15	13	5	8	19.4
Hepatitis C, acute	5	11	6	11	6	11	7.8
Influenza-associated death, pediatric	0	0	3	0	5	1	1.6
Influenza-associated hospitalization	577	217	286	508	1223	229	562
Legionellosis	17	27	20	31	29	30	24.8
Leprosy	0	1	0	2	1	1	0.8
Listeriosis (invasive disease)	5	2	3	2	2	3	2.8
Lyme disease	4	5	17	7	15	4	9.6
Malaria	6	19	12	5	4	5	9.2
Measles	1	0	0	0	0	0	0.2
Meningitis, aseptic	191	153	145	132	106	49	145
Meningitis, viral	83	84	136	58	64	51	85



This disease was reported in higher-than-expected numbers in 2010.

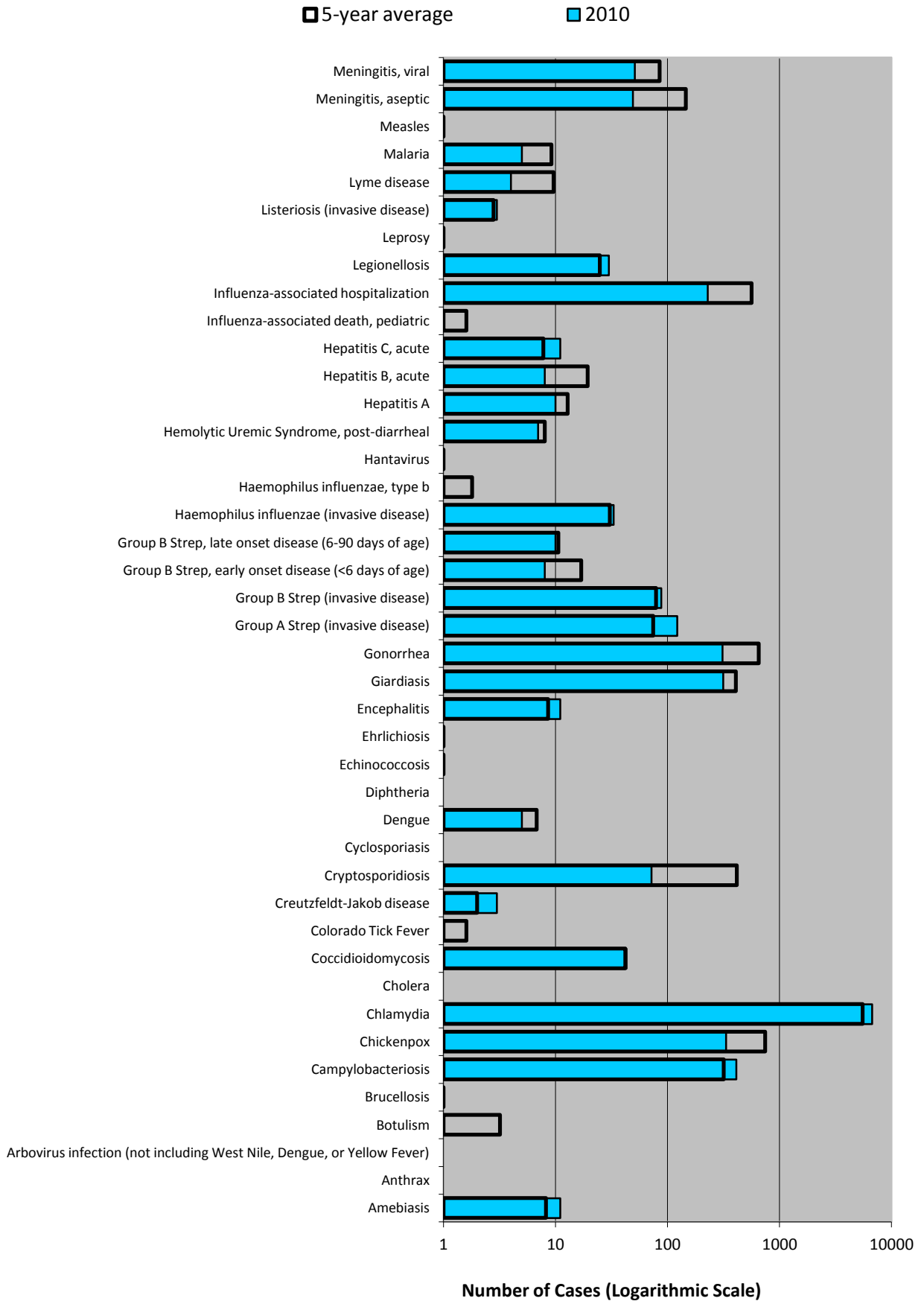
Table 2. Annual counts of all reportable diseases for 2010 and past 5 years

Disease	2005	2006	2007	2008	2009	2010	5-year average
Meningococcal disease (invasive disease)	16	7	15	8	4	2	10
Mumps	7	5	2	3	4	3	4.2
Norovirus infection	27	11	28	8	13	65	17.4
Pertussis	665	741	373	186	226	334	438
Plague	0	1	0	0	1	0	0.4
Poliomyelitis (paralytic)	0	0	0	0	0	0	0
Poliovirus infection (non-paralytic)	0	0	0	0	0	0	0
Psittacosis	0	0	0	0	0	0	0
Q Fever	0	0	1	3	0	0	0.8
Rabies (animal)	15	11	15	14	13	10	13.6
Rabies (human)	0	0	0	0	0	0	0
Relapsing Fever	0	0	0	0	2	1	0.4
Rocky Mountain Spotted Fever	12	20	4	9	1	5	9.2
Rubella	0	0	0	0	0	0	0
Rubella, congenital	0	0	0	0	0	0	0
Salmonellosis	394	284	294	374	320	354	333
SARS	0	0	0	0	0	0	0
Shiga toxin-producing Escherichia coli (STEC)	72	154	129	88	111	94	111
Shigellosis	50	75	44	41	25	50	47
Smallpox	0	0	0	0	0	0	0
Smallpox vaccine, adverse event	0	0	0	0	0	0	0
Staph aureus, vancomycin resistant (VRSA)	0	0	0	0	0	0	0
Streptococcal pneumoniae (invasive disease)	67	202	229	250	264	238	202
Streptococcal toxic shock syndrome (STSS)	8	7	6	13	12	30	9.2
Syphilis, all stages	57	68	45	40	66	134	55.2
Syphilis, primary	4	12	11	12	15	25	10.8
Syphilis, secondary	6	9	9	13	19	40	11.2
Syphilis, early latent	7	7	2	10	7	20	6.6
Syphilis, unknown duration	24	24	17	3	20	36	17.6
Syphilis, late latent	13	13	6	2	5	11	7.8
Syphilis, late latent with symptoms	3	1	0	0	0	1	0.8
Syphilis, congenital	0	2	0	0	0	1	0.4
Tetanus	0	1	0	0	1	0	0.4
Toxic shock syndrome (TSS)	5	4	4	0	0	2	2.6
Trichinosis	0	0	0	0	0	0	0
Tuberculosis, active	29	34	39	27	37	20	33.2
Tularemia	1	3	12	8	0	2	4.8
Typhoid	2	1	4	1	0	3	1.6
Vibriosis	0	8	0	0	1	1	1.8
West Nile Virus	53	174	69	26	2	2	64.8
Yellow Fever	0	0	0	0	0	0	0



This disease was reported in higher-than-expected numbers in 2010.

**Figure 1. Annual counts of reportable diseases**



**Figure 2. Annual counts of reportable diseases**

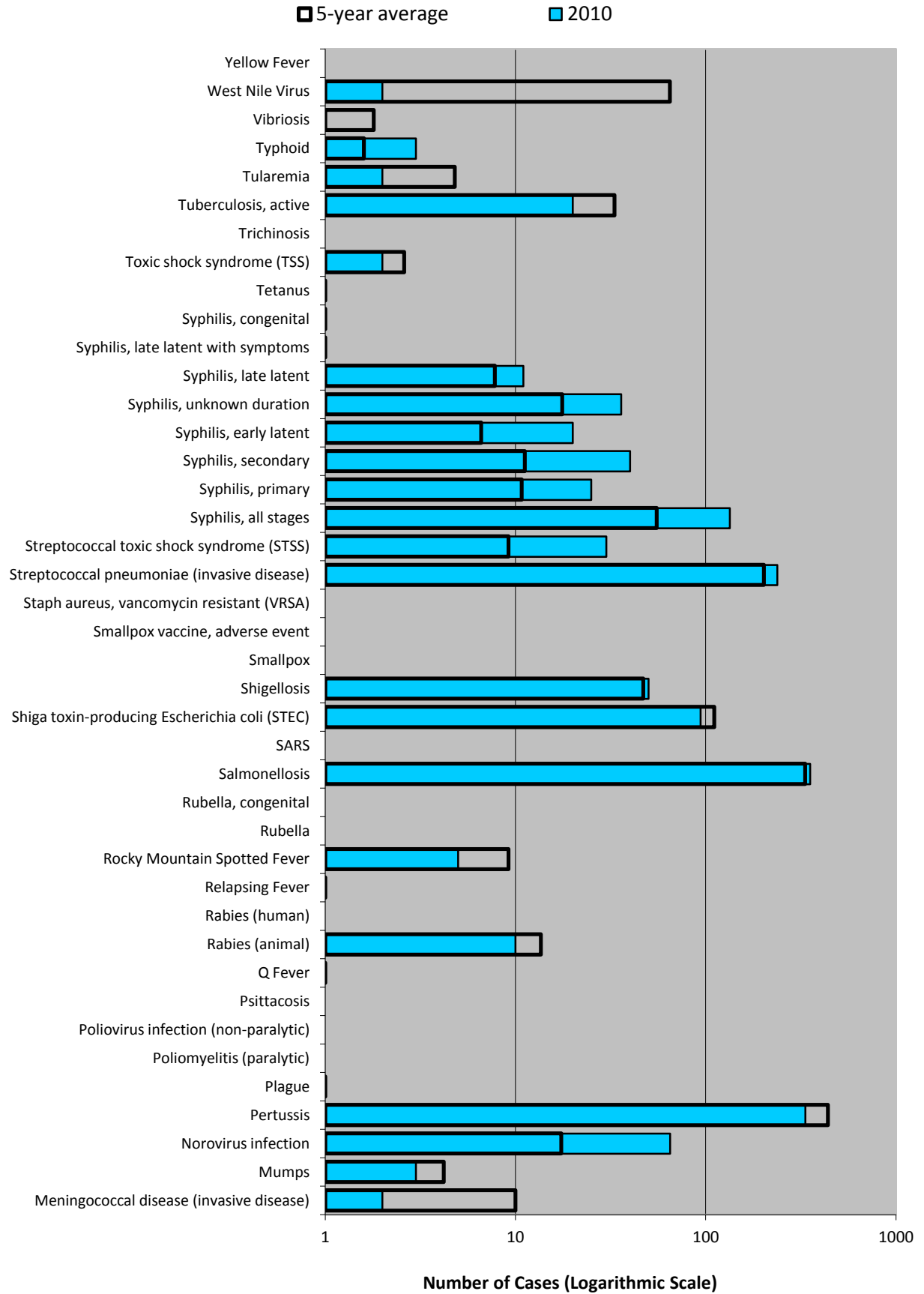


Table 4. Counts of reportable diseases by month, 2010

Disease	Jan	Feb	Mar	Apr	May	Jun	Jul	Aug	Sep	Oct	Nov	Dec	12-month average
Amebiasis	0	0	1	1	1	2	1	2	1	1	0	1	0.9
Anthrax	0	0	0	0	0	0	0	0	0	0	0	0	0.0
Arbovirus infection (not including West Nile, Dengue, or Yellow Fever)	0	0	0	0	0	0	0	0	0	0	0	0	0.0
Botulism	0	0	0	0	0	1	0	0	0	0	0	0	0.1
Brucellosis	0	0	0	0	0	0	0	0	0	0	0	0	0.0
Campylobacteriosis	24	16	37	31	52	47	59	45	35	20	22	23	34.3
Chickenpox	51	65	42	25	27	6	5	1	27	29	39	17	27.8
Chlamydia	529	525	593	596	509	496	489	576	635	576	588	574	557.2
Cholera	0	0	0	0	0	0	0	0	0	0	0	0	0.0
Coccidioidomycosis	6	2	4	3	3	4	2	0	6	4	6	3	3.6
Colorado Tick Fever	0	0	0	0	0	0	0	0	0	0	0	0	0.0
Creutzfeldt-Jakob disease	0	0	0	0	0	1	0	0	0	0	2	0	0.3
Cryptosporidiosis	3	6	3	6	6	5	12	12	6	6	4	3	6.0
Cyclosporiasis	0	0	0	0	0	0	0	0	0	0	0	0	0.0
Dengue	2	0	1	0	0	0	1	0	0	0	1	0	0.4
Diphtheria	0	0	0	0	0	0	0	0	0	0	0	0	0.8
Echinococcosis	0	0	0	0	0	0	0	0	0	0	0	0	0.0
Ehrlichiosis	0	0	0	0	0	0	0	0	0	0	0	0	0.0
Encephalitis	1	0	1	1	1	3	0	1	0	1	1	1	0.2
Giardiasis	25	23	24	16	15	33	38	47	26	24	23	20	26.2
Gonorrhea	26	28	20	35	36	32	29	28	26	19	14	18	25.9
Group A Strep (invasive disease)	9	22	17	12	14	4	11	1	7	6	7	12	10.2
Group B Strep (invasive disease)	11	3	13	8	8	7	8	12	4	3	4	7	7.3
Group B Strep, early onset disease (<6 days of age)	0	1	2	0	0	0	2	0	0	0	1	2	0.7
Group B Strep, late onset disease (6-90 days of age)	1	0	3	1	0	1	2	1	1	0	0	0	0.8
Haemophilus influenzae (invasive disease)	6	4	4	3	2	2	2	2	1	1	0	6	2.8
Haemophilus influenzae, type b	0	0	1	0	0	0	0	0	0	0	0	0	0.1
Hantavirus	0	0	0	0	0	1	0	0	0	0	0	0	0.1
Hemolytic Uremic Syndrome, post-diarrheal	0	1	0	0	0	0	0	1	3	1	0	1	0.6
Hepatitis A	1	0	2	0	0	2	2	0	2	0	1	0	0.8
Hepatitis B, acute	1	2	2	1	0	0	1	0	0	1	0	0	0.7
Hepatitis C, acute	0	2	1	0	0	0	4	3	0	0	1	0	0.9
Influenza-associated death, pediatric	0	0	0	0	0	0	0	0	0	0	0	1	0.1
Influenza-associated hospitalization	10	6	8	2	0	0	1	1	9	6	33	153	19.1
Legionellosis	1	3	5	0	1	5	1	4	2	2	0	6	2.5
Leprosy	0	1	0	0	0	0	0	0	0	0	0	0	0.1
Listeriosis (invasive disease)	0	0	0	0	0	0	0	1	1	1	0	0	0.3
Lyme disease	2	0	0	0	1	0	0	1	0	0	0	0	0.3
Malaria	1	2	0	0	0	0	0	0	0	0	0	2	0.4
Measles	0	0	0	0	0	0	0	0	0	0	0	0	0.0
Meningitis, aseptic	5	4	4	8	1	3	5	4	5	4	5	1	4.1
Meningitis, viral	3	0	2	3	2	4	4	12	12	5	4	0	4.3



Table 6. Counts of reportable diseases by local health district, 2010

Disease	Bear River	Central	Davis	Southeastern	Salt Lake	Summit	Southwest	Tooele	Tri-County	Utah County	Wasatch	Weber-Morgan	State
Amebiasis	1	0	1	1	7	0	0	0	0	0	0	1	11
Anthrax	0	0	0	0	0	0	0	0	0	0	0	0	0
Arbovirus infection (not including West Nile, Dengue, or Yellow Fever)	0	0	0	0	0	0	0	0	0	0	0	0	0
Botulism	0	0	0	0	0	0	0	0	0	0	0	1	1
Brucellosis	0	0	0	0	0	0	0	0	0	0	0	0	0
Campylobacteriosis	54	16	20	4	127	11	29	3	21	88	7	31	411
Chickenpox	9	26	60	3	116	1	23	1	3	66	9	17	334
Chlamydia	237	85	696	105	3529	64	338	124	85	717	29	681	6696
Cholera	0	0	0	0	0	0	0	0	0	0	0	0	0
Coccidioidomycosis	1	0	1	0	10	1	25	2	0	2	0	1	43
Colorado Tick Fever	0	0	0	0	0	0	0	0	0	0	0	0	0
Creutzfeldt-Jakob disease	0	0	1	0	1	0	0	0	0	1	0	0	3
Cryptosporidiosis	4	0	20	0	7	1	1	0	11	13	2	13	72
Cyclosporiasis	0	0	0	0	0	0	0	0	0	0	0	0	0
Dengue	0	0	1	0	2	0	1	0	1	0	0	0	5
Diphtheria	0	0	0	0	0	0	0	0	0	0	0	0	0
Echinococcosis	0	0	0	0	0	0	0	0	0	0	0	0	0
Ehrlichiosis	0	0	0	0	0	0	0	0	0	0	0	0	0
Encephalitis	0	1	2	0	5	0	0	0	0	2	0	1	11
Giardiasis	11	10	29	4	140	3	20	3	1	61	2	30	314
Gonorrhea	7	3	38	6	196	2	6	6	0	24	0	22	310
Group A Strep (invasive disease)	6	1	12	0	64	1	10	2	2	12	2	10	122
Group B Strep (invasive disease)	3	1	7	0	38	1	7	1	0	20	1	9	88
Group B Strep, early onset disease (<6 days of age)	1	0	0	0	3	0	1	0	0	3	0	0	8
Group B Strep, late onset disease (6-90 days of age)	0	0	0	0	4	1	0	0	0	2	1	2	10
Haemophilus influenzae (invasive disease)	2	1	0	0	18	1	2	0	1	7	0	1	33
Haemophilus influenzae, type b	0	0	0	0	1	0	0	0	0	0	0	0	1
Hantavirus	0	0	0	0	0	0	1	0	0	0	0	0	1
Hemolytic Uremic Syndrome, post-diarrheal	0	0	0	0	4	0	0	0	0	2	0	1	7
Hepatitis A	0	0	1	1	4	1	1	0	0	2	0	0	10
Hepatitis B, acute	0	0	1	0	7	0	0	0	0	0	0	0	8
Hepatitis C, acute	0	0	2	0	2	0	3	0	0	1	0	3	11
Influenza-associated death, pediatric	0	0	0	0	1	0	0	0	0	0	0	0	1
Influenza-associated hospitalization	1	2	16	1	164	3	3	1	2	16	0	20	229
Legionellosis	0	0	3	0	19	2	1	1	1	1	1	1	30
Leprosy	0	0	0	0	0	0	0	0	0	0	0	1	1
Listeriosis (invasive disease)	0	0	2	0	1	0	0	0	0	0	0	0	3
Lyme disease	1	0	0	0	0	2	0	0	0	1	0	0	4
Malaria	0	0	1	0	3	0	0	0	0	0	1	0	5
Measles	0	0	0	0	0	0	0	0	0	0	0	0	0
Meningitis, aseptic	7	0	7	0	10	0	5	0	6	4	1	9	49
Meningitis, viral	4	1	2	0	19	0	12	0	1	4	0	8	51

