


Table1. Counts of all reportable diseases for 2008 and past 5 years


Disease	2003	2004	2005	2006	2007	2008	5-year average
Amebiasis	8	6	13	6	4	10	7.4
Anthrax	0	0	0	0	0	0	0
Arbovirus infection (not including West Nile, Dengue, or Yellow Fever)	0	0	0	0	0	0	0
Botulism	8	2	4	3	2	6	3.8
Botulism, foodborne	3	0	0	0	0	0	0.6
Botulism, infant	5	2	4	3	2	6	3.2
Botulism, wound	0	0	0	0	0	0	0
Brucellosis	3	1	1	0	0	1	1
Campylobacteriosis	269	329	301	270	327	367	299
Chickenpox	611	491	573	1014	826	747	703
Chlamydia	0	3523	326	9407	5278	6140	3707
Cholera	0	0	0	0	0	0	0
Coccidioidomycosis	9	26	25	57	66	11	36.6
Colorado Tick Fever	1	1	3	0	3	1	1.6
Creutzfeldt-Jakob disease	1	0	2	1	1	3	1
Cryptosporidiosis	19	6	25	17	1952	44	404
Cyclosporiasis	0	0	0	0	0	0	0
Dengue	1	5	3	6	17	6	6.4
Diphtheria	0	0	0	0	0	0	0
Echinococcosis	0	0	2	1	0	0	0.6
Ehrlichiosis	0	0	0	0	0	0	0
Encephalitis	10	6	12	7	5	8	8
Giardiasis	382	373	421	450	467	353	419
Gonorrhea	0	518	83	1553	744	589	580
Group A Strep (invasive disease)	42	44	69	65	91	58	62.2
Group B Strep (invasive disease)	10	5	35	95	80	87	45
Group B Strep, early onset disease (<6 days of age)	1	0	6	19	17	26	8.6
Group B Strep, late onset disease (6-90 days of age)	5	3	7	14	13	14	8.4
Haemophilus influenzae (invasive disease)	15	20	13	19	43	40	22
Haemophilus influenzae, type b	1	5	2	1	1	2	2
Hantavirus	3	1	0	0	0	1	0.8
Hemolytic Uremic Syndrome, post-diarrheal	4	0	1	15	8	9	5.6
Hepatitis A	40	36	22	13	9	13	24
Hepatitis B, acute	51	50	38	26	15	13	36
Hepatitis C, acute	0	8	4	11	6	11	5.8
Influenza-associated death, pediatric	0	0	0	0	3	1	0.6
Influenza-associated hospitalization	368	39	575	209	284	504	295
Legionellosis	27	22	17	27	20	31	22.6
Leprosy	1	0	0	1	0	2	0.4



This disease was reported in higher-than-expected numbers for the past 12 months.

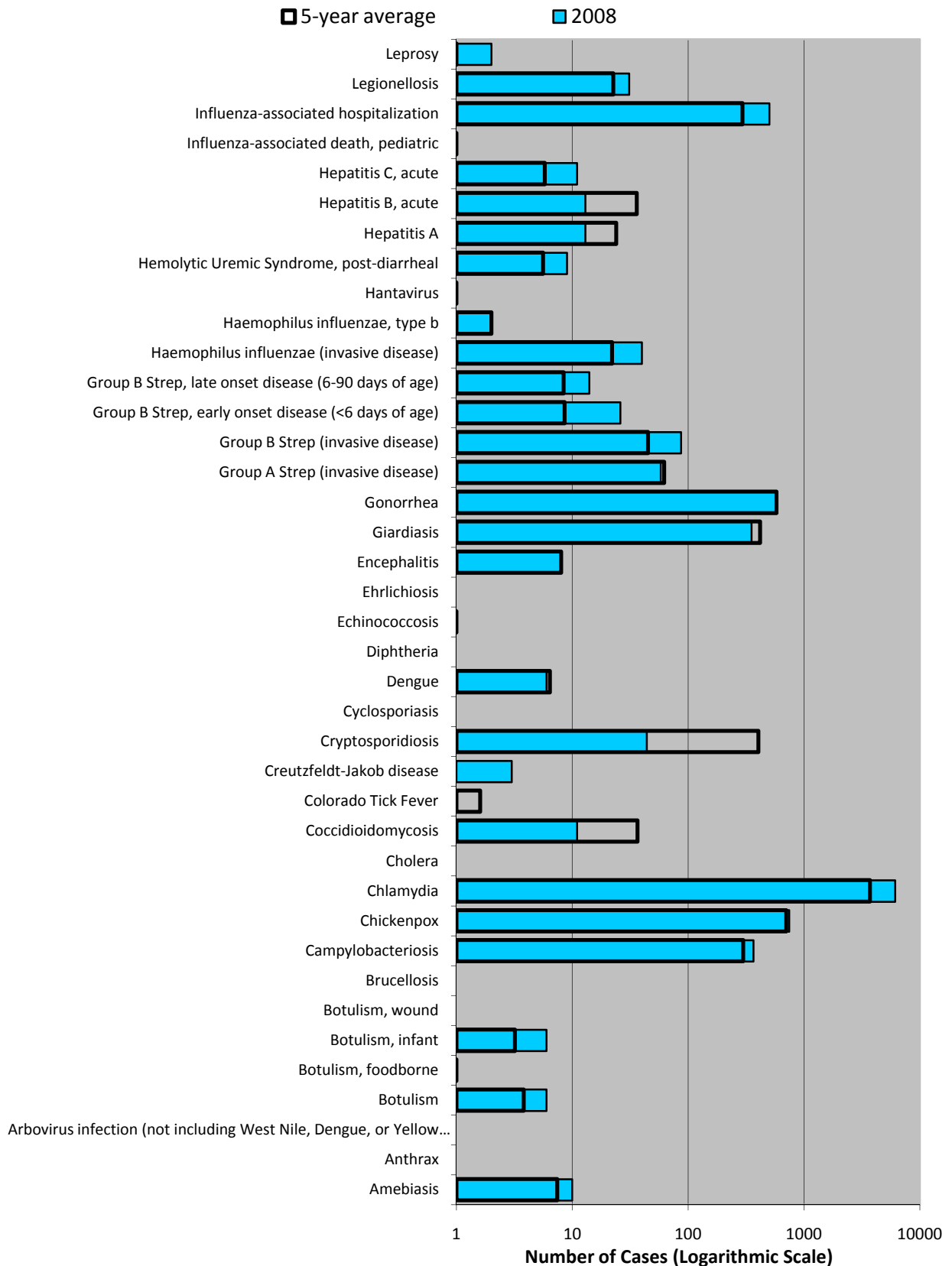
Table 2. Counts of all reportable diseases for the current year and past 5 years using a 12-month window period, cont.

Disease	2003	2004	2005	2006	2007	2008	5-year average
Listeriosis (invasive disease)	2	2	5	4	3	2	3.2
Lyme disease	4	7	4	5	17	7	7.4
Malaria	6	8	6	19	12	5	10.2
Measles	0	0	1	0	0	0	0.2
Meningitis, aseptic	6	45	191	152	145	132	108
Meningitis, viral	206	117	83	84	136	57	125
Meningococcal disease (invasive disease)	7	8	16	7	15	8	10.6
Mumps	5	2	7	5	2	3	4.2
Norovirus infection	18	6	27	11	28	8	18
Pertussis	144	319	683	807	397	182	470
Plague	0	0	0	1	0	0	0.2
Poliomyelitis (paralytic)	0	0	0	0	0	0	0
Poliovirus infection (non-paralytic)	0	0	0	0	0	0	0
Psittacosis	0	1	0	0	0	0	0.2
Q Fever	0	0	0	0	1	0	0.2
Rabies (animal)	14	9	15	11	15	14	12.8
Rabies (human)	0	0	0	0	0	0	0
Relapsing Fever	0	0	0	0	0	0	0
Rocky Mountain Spotted Fever	2	9	12	20	4	7	9.4
Rubella	0	2	0	0	0	0	0.4
Rubella, congenital	0	0	0	0	0	0	0
SARS	10	0	0	0	0	0	2
Salmonellosis	236	247	394	283	294	373	291
Shiga toxin-producing Escherichia coli (STEC)	104	71	72	152	122	88	104
Shigellosis	55	48	50	74	44	41	54.2
Smallpox	0	0	0	0	0	0	0
Smallpox vaccine, adverse event	0	0	0	0	0	0	0
Staph aureus, vancomycin resistant (VRSA)	0	0	0	0	0	0	0
Streptococcal pneumoniae (invasive disease)	32	25	67	200	228	248	110
Streptococcal pneumoniae, drug resistant	9	24	42	61	52	58	37.6
Streptococcal pneumoniae, drug susceptible (children <5 years)	0	0	2	20	32	36	10.8
Streptococcal toxic shock syndrome (STSS)	5	3	8	7	6	12	5.8
Syphilis	13	13	9	22	21	24	15.6
Tetanus	0	0	0	1	0	0	0.2
Toxic shock syndrome (TSS)	4	1	5	4	4	0	3.6
Trichinosis	0	0	0	0	0	0	0
Tuberculosis, active	39	36	29	34	39	27	35.4
Tularemia	2	2	1	3	12	8	4
Typhoid	1	1	2	1	4	1	1.8
Vibriosis	0	1	0	8	0	0	1.8
Viral Hemorrhagic Fevers	0	0	0	0	0	0	0
West Nile Virus	4	11	53	174	69	26	62.2
Yellow Fever	0	0	0	0	0	0	0



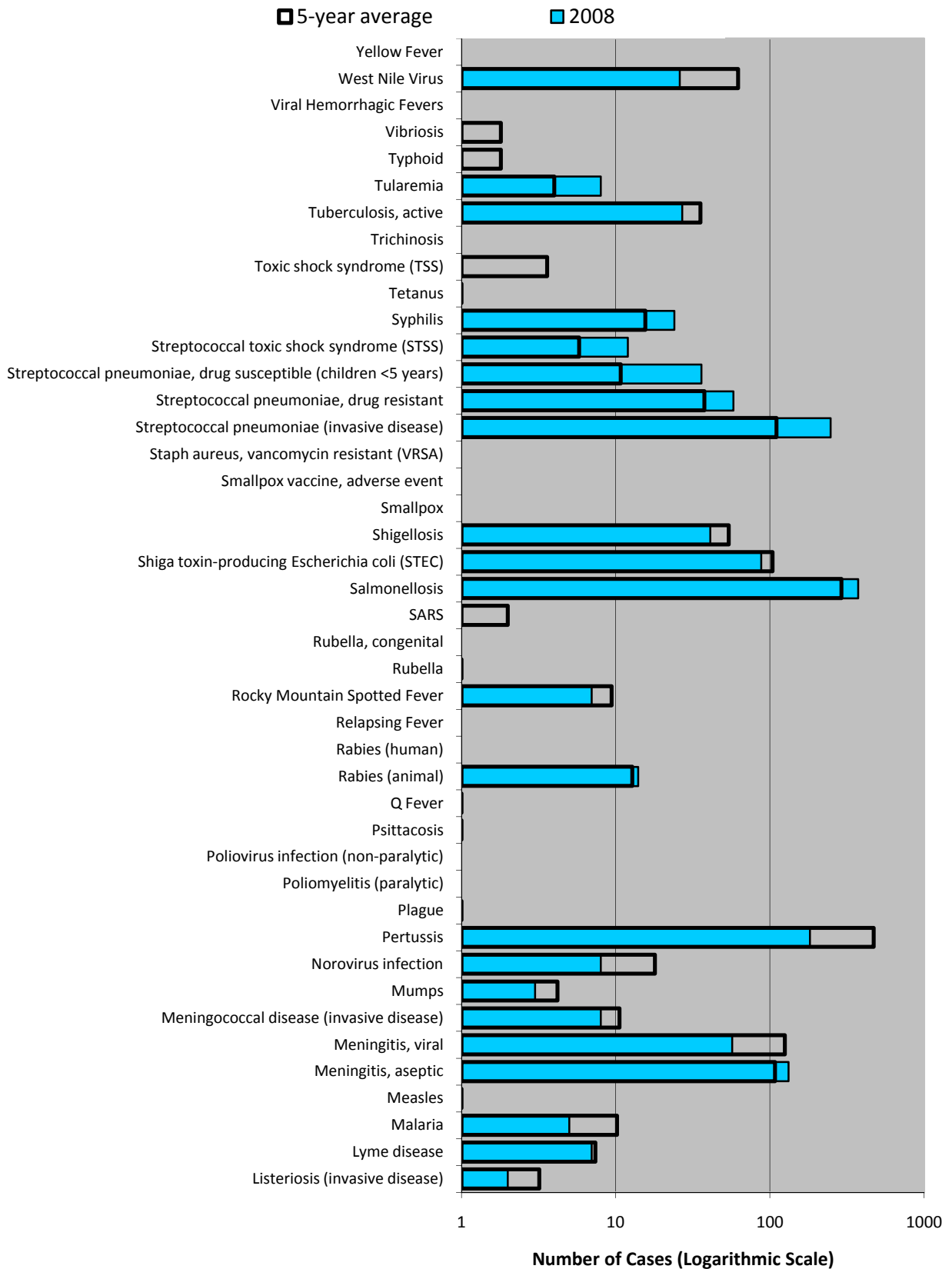
This disease was reported in higher-than-expected numbers for the past 12 months.

Figure 1. Counts of reportable diseases using a 12-month window period



*Only diseases that have at least 5 cases reported annually are included in monthly figures and tables.

Figure 2. Counts of reportable diseases using a 12-month window period, cont.



*Only diseases that have at least 5 cases reported annually are included in monthly figures and tables.

Table 3. Counts of reportable diseases for the past 12 months

Disease	Jan-2008	Feb-2008	Mar-2008	Apr-2008	May-2008	Jun-2008	Jul-2008	Aug-2008	Sep-2008	Oct-2008	Nov-2008	Dec-2008
Amebiasis	0	1	1	0	0	1	1	3	1	2	0	0
Anthrax	0	0	0	0	0	0	0	0	0	0	0	0
Arbovirus infection (not including West Nile, Dengue, or Yellow Fever)	0	0	0	0	0	0	0	0	0	0	0	0
Botulism	0	0	0	0	1	1	2	1	0	1	0	0
Botulism, foodborne	0	0	0	0	0	0	0	0	0	0	0	0
Botulism, infant	0	0	0	0	1	1	2	1	0	1	0	0
Botulism, wound	0	0	0	0	0	0	0	0	0	0	0	0
Brucellosis	0	0	0	0	0	0	0	0	1	0	0	0
Campylobacteriosis	11	18	24	22	23	64	78	44	27	18	18	20
Chickenpox	115	87	86	102	65	18	4	14	49	75	85	47
Chlamydia	550	798	538	472	564	450	609	499	410	524	359	367
Cholera	0	0	0	0	0	0	0	0	0	0	0	0
Coccidioidomycosis	6	0	1	0	0	1	0	1	0	0	1	1
Colorado Tick Fever	0	0	0	0	0	0	0	1	0	0	0	0
Creutzfeldt-Jakob disease	0	1	0	0	1	0	0	1	0	0	0	0
Cryptosporidiosis	1	1	6	0	1	11	2	7	6	8	0	1
Cyclosporiasis	0	0	0	0	0	0	0	0	0	0	0	0
Dengue	0	2	0	0	1	0	1	2	0	0	0	0
Diphtheria	0	0	0	0	0	0	0	0	0	0	0	0
Echinococcosis	0	0	0	0	0	0	0	0	0	0	0	0
Ehrlichiosis	0	0	0	0	0	0	0	0	0	0	0	0
Encephalitis	0	0	1	0	1	1	0	1	1	1	1	1
Giardiasis	14	14	21	21	23	30	62	48	30	33	22	35
Gonorrhea	49	144	66	47	50	26	38	59	35	39	11	25
Group A Strep (invasive disease)	4	5	7	9	4	1	4	5	2	5	4	8
Group B Strep (invasive disease)	8	2	8	7	11	10	12	6	3	9	6	5
Group B Strep, early onset disease (<6 days of age)	3	1	2	2	0	3	6	1	1	3	1	3
Group B Strep, late onset disease (6-90 days of age)	1	0	1	2	1	2	2	0	1	2	1	1
Haemophilus influenzae (invasive disease)	6	9	3	2	2	1	1	2	3	3	3	5
Haemophilus influenzae, type b	0	0	0	0	0	1	0	0	0	0	0	1
Hantavirus	0	0	0	0	0	0	0	1	0	0	0	0
Hemolytic Uremic Syndrome, post-diarrheal	0	0	0	1	1	0	2	4	0	1	0	0
Hepatitis A	1	1	0	1	1	3	0	4	0	2	0	0
Hepatitis B, acute	0	1	0	1	2	4	0	3	0	1	1	0
Hepatitis C, acute	0	0	0	0	0	1	3	2	0	3	2	0
Influenza-associated death, pediatric	0	1	0	0	0	0	0	0	0	0	0	0
Influenza-associated hospitalization	69	255	118	16	10	0	2	2	2	7	11	12
Legionellosis	3	2	2	0	5	0	5	2	3	4	3	2
Leprosy	1	0	0	0	0	0	0	0	1	0	0	0

Table 5. Counts of reportable diseases by local health district, 2008

Disease	Bear River	Central	Davis	Southeastern	Salt Lake	Summit	Southwest	Tooele	Utah County	Wasatch	Weber-Morgan	Tri-County
Amebiasis	0	0	0	0	6	0	0	0	2	2	0	0
Anthrax	0	0	0	0	0	0	0	0	0	0	0	0
Arbovirus infection (not including West Nile, Dengue, or Yellow Fever)	0	0	0	0	0	0	0	0	0	0	0	0
Botulism	0	0	1	0	4	0	0	0	0	0	1	0
Botulism, foodborne	0	0	0	0	0	0	0	0	0	0	0	0
Botulism, infant	0	0	1	0	4	0	0	0	0	0	1	0
Botulism, wound	0	0	0	0	0	0	0	0	0	0	0	0
Brucellosis	0	0	0	0	0	0	1	0	0	0	0	0
Campylobacteriosis	53	25	20	2	117	2	26	1	85	8	27	1
Chickenpox	95	33	91	28	189	8	22	7	211	6	54	3
Chlamydia	196	81	575	86	3490	64	277	87	507	31	668	78
Cholera	0	0	0	0	0	0	0	0	0	0	0	0
Coccidioidomycosis	0	1	0	0	1	0	5	0	2	0	1	1
Colorado Tick Fever	0	0	0	0	1	0	0	0	0	0	0	0
Creutzfeldt-Jakob disease	1	0	0	0	2	0	0	0	0	0	0	0
Cryptosporidiosis	4	0	7	0	12	0	3	2	2	0	13	1
Cyclosporiasis	0	0	0	0	0	0	0	0	0	0	0	0
Dengue	0	0	0	0	4	0	0	0	1	0	0	1
Diphtheria	0	0	0	0	0	0	0	0	0	0	0	0
Echinococcosis	0	0	0	0	0	0	0	0	0	0	0	0
Ehrlichiosis	0	0	0	0	0	0	0	0	0	0	0	0
Encephalitis	0	1	0	0	1	0	1	0	3	0	2	0
Giardiasis	22	6	37	3	169	6	17	5	65	4	18	1
Gonorrhea	2	0	34	4	411	5	11	12	22	1	85	2
Group A Strep (invasive disease)	1	0	4	0	29	1	2	1	12	0	7	1
Group B Strep (invasive disease)	7	3	10	0	32	3	6	0	13	1	11	1
Group B Strep, early onset disease (<6 days of age)	3	1	3	0	6	1	1	0	7	1	2	1
Group B Strep, late onset disease (6-90 days of age)	1	1	2	0	7	0	1	0	1	0	1	0
Haemophilus influenzae (invasive disease)	2	0	4	1	22	3	1	0	4	0	3	0
Haemophilus influenzae, type b	0	0	0	0	0	1	0	0	1	0	0	0
Hantavirus	0	0	0	0	0	0	0	0	0	0	0	1
Hemolytic Uremic Syndrome, post-diarrheal	1	0	0	0	1	1	1	0	2	1	2	0
Hepatitis A	1	2	1	0	9	0	0	0	0	0	0	0
Hepatitis B, acute	0	0	0	2	5	1	0	0	0	0	5	0
Hepatitis C, acute	0	0	0	0	0	0	4	0	2	0	2	3
Influenza-associated death, pediatric	0	0	1	0	0	0	0	0	0	0	0	0
Influenza-associated hospitalization	26	14	56	7	174	6	28	3	94	2	89	5
Legionellosis	4	0	2	0	19	0	0	1	2	0	2	1
Leprosy	0	0	1	0	1	0	0	0	0	0	0	0

